

Summary
Survey of Lived Experiences

Total Sisters Responding to the Survey: 562

1. Number of Sisters Responding to the Survey from Each Congregation:

Name of Congregation	Number of Sisters
Akron	69
Columbus	140
Kentucky	168
Great Bend	88
Eucharistic Missionaries	32
St. Mary New Orleans	29
Oxford	29
No Answer	6
Name of Sister	1
Total	562

2. Age Distribution of Sisters Responding to the Survey

Age of Sisters	Number of Sisters
30-40	1
41-50	8
51-60	68
61-70	188
71-80	180
81-90	92
91-	14
No Answer	11
Total	562

3. Years in Religious Life of Sisters Responding to the Survey

Years in Religious Life	Number of Sisters
1-25	19
26-50	269
51-75	252
76-	8
No Response	14
Total	562

4. Geographical region of Sisters Responding to the Survey

Geographic Region	Number of Sisters
East	49
Midwest	264
North	6
Northeast	70
Northwest	7
South	118
Southeast	13
Southwest	10
West	16
No Response	9
Total	562

5. Living Situations of Sisters Responding to the Survey

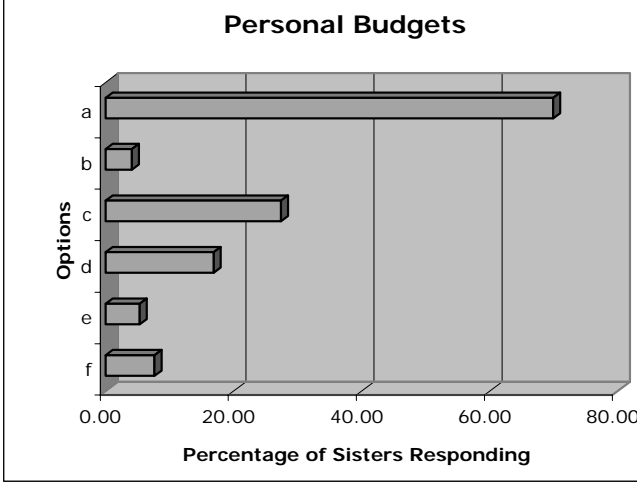
Living Situation	Number of Sisters
I live with other sisters in my Congregation	329
I live singly	139
I live at the Motherhouse	168
I live with sisters from other Congregations	51
No Response	8

Note: The total of responses do not total 562.
Sisters could respond to more than one item.

6. Ministry

Ministry	Number of Sisters
I am in full-time ministry (Paid)	180
I am in full-time ministry (Volunteer)	29
I am in part-time ministry (Paid)	96
I am in part-time ministry (Volunteer)	99
I am in Congregational ministry (Full-time)	83
I am in Congregational ministry (Part-time)	76
I am in Prayer ministry	126
No Response	18
Total	544

7. Personal Budgets

Question and Responses	Results														
<p>With reference to my personal budget:</p> <p>a. I have much discretion in setting a budget so that it is usually approved as submitted 393</p> <p>b. I have some discretion in setting a budget, but it must be negotiated 23</p> <p>c. Budgets are a mutual decision between myself and Congregational leadership 154</p> <p>d. Congregational leadership usually sets budget limits that determine my budget 95</p> <p>e. I do not set a personal budget myself 30</p> <p>f. Other (please specify) 43</p> <p>Total Respondents 505 (No response) 57</p>	 <p>Personal Budgets</p> <table border="1"> <caption>Data for Personal Budgets Chart</caption> <thead> <tr> <th>Options</th> <th>Percentage of Sisters Responding</th> </tr> </thead> <tbody> <tr> <td>a</td> <td>78.00</td> </tr> <tr> <td>b</td> <td>4.56</td> </tr> <tr> <td>c</td> <td>30.49</td> </tr> <tr> <td>d</td> <td>18.81</td> </tr> <tr> <td>e</td> <td>5.94</td> </tr> <tr> <td>f</td> <td>8.52</td> </tr> </tbody> </table>	Options	Percentage of Sisters Responding	a	78.00	b	4.56	c	30.49	d	18.81	e	5.94	f	8.52
Options	Percentage of Sisters Responding														
a	78.00														
b	4.56														
c	30.49														
d	18.81														
e	5.94														
f	8.52														

Summary of "Other" Comments:

- Some sisters receive a personal and living stipend (16).
- Guidelines are set by leadership or committees (such as Study)
- "Reasonable" is the common term applied to budgets and is the standard used for approval.
- Sisters turn in their pay to the Congregation.
- Sisters feel free to ask for funds that are beyond their budget.

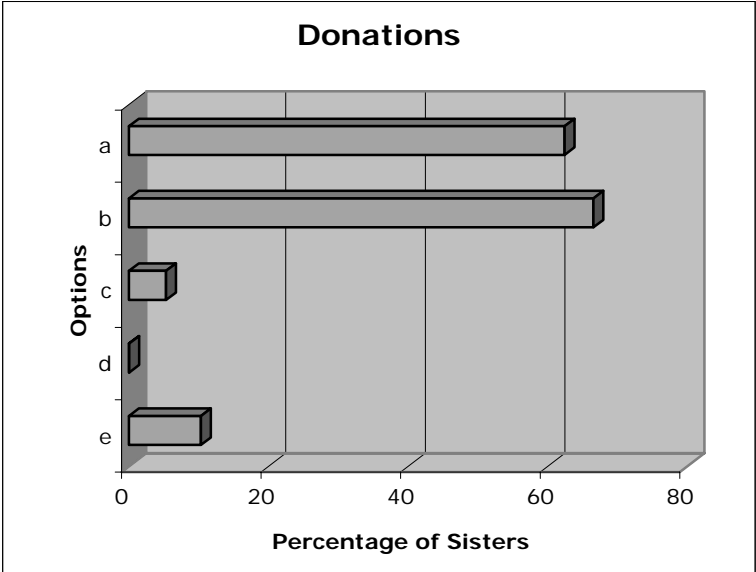
8. Religious Traditions

Question and Responses	Results												
<p>Throughout the Congregational documents there is a list of religious traditions and practices such as praying for benefactors praying the rosary prayers for the deceased sisters reciting the office attending daily mass etc. In your lived experience:</p> <ol style="list-style-type: none"> These practices are required in my Congregation 100 These practices are strongly encouraged but not required 337 These practices are considered a personal matter 129 It depends on the living situation and house of residence 184 Other (please specify) 32 <p>Total Respondents 508 (Skipped this question) 54</p>	<div data-bbox="711 415 1393 877" style="text-align: center;"> <table border="1" style="margin: auto;"> <caption>Religious Traditions Data</caption> <thead> <tr> <th>Options</th> <th>Percentage of Sisters</th> </tr> </thead> <tbody> <tr> <td>a</td> <td>20.00</td> </tr> <tr> <td>b</td> <td>65.00</td> </tr> <tr> <td>c</td> <td>25.00</td> </tr> <tr> <td>d</td> <td>35.00</td> </tr> <tr> <td>e</td> <td>5.00</td> </tr> </tbody> </table> </div> <p>Note: Some sisters replied more than once.</p>	Options	Percentage of Sisters	a	20.00	b	65.00	c	25.00	d	35.00	e	5.00
Options	Percentage of Sisters												
a	20.00												
b	65.00												
c	25.00												
d	35.00												
e	5.00												

Summary of "Other" Responses $n=32$

- Many sisters mentioned that some practices are required and some are optional (rosary).
- Adherence to practices depends on where you live—Motherhouses observe these traditions.
- Sisters feel it is their personal responsibility and it is not necessary to monitor or "take attendance."

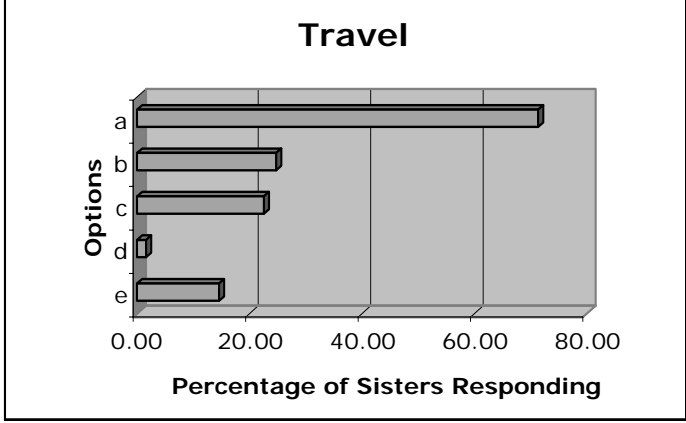
9. Donations to Charity

Question and Responses	Results												
<p>When I want to make a donation to a charity (assuming it is less than \$100) I:</p> <ol style="list-style-type: none"> Take care of this without consulting anyone if I have the funds 351 Take funds from my budget 374 Ask the local treasurer for money 30 Ask the congregational treasurer for money 4 Other (please specify) 58 <p>Total Respondents 502 (Skipped this question) 60</p>	 <table border="1"> <caption>Donations</caption> <thead> <tr> <th>Options</th> <th>Percentage of Sisters</th> </tr> </thead> <tbody> <tr> <td>a</td> <td>65</td> </tr> <tr> <td>b</td> <td>70</td> </tr> <tr> <td>c</td> <td>5</td> </tr> <tr> <td>d</td> <td>1</td> </tr> <tr> <td>e</td> <td>10</td> </tr> </tbody> </table>	Options	Percentage of Sisters	a	65	b	70	c	5	d	1	e	10
Options	Percentage of Sisters												
a	65												
b	70												
c	5												
d	1												
e	10												

Summary of "Other" Responses n=58

- Where sisters are living in a house with others, donations may be part of a house budget or discussion item for the community.
- Most have to include any donations in their set personal budget or decide from their monthly stipend if it is a small donation.
- Some indicated they are able to use gift money given to them towards donations without asking.

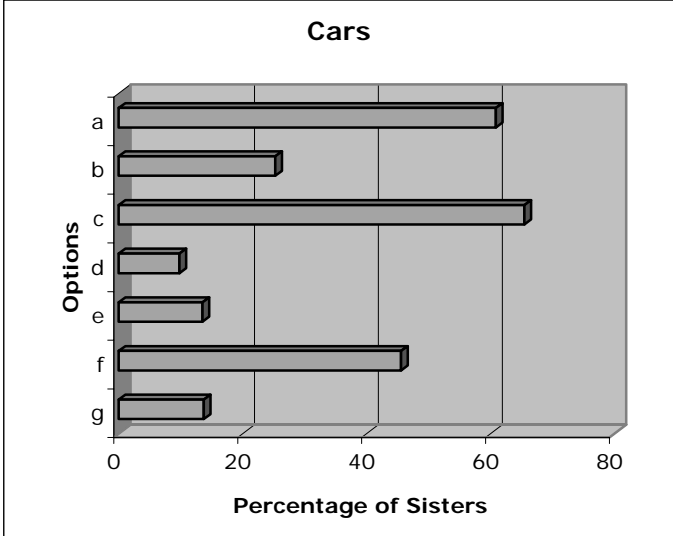
10. Traveling

Question and Responses	Results												
<p>When I want to get away for a few days (assuming that this absence does not adversely affect my ministry):</p> <ol style="list-style-type: none"> I can go as long as I let someone know and it is within a reasonable distance 410 I must make sure it is ok with my local community 139 I must inform someone at the Congregational level 127 I must submit a formal request and have it approved by leadership 9 Other (please specify) 82 <p>Total Respondents 502 (skipped this question) 60</p>	 <p>Travel</p> <table border="1"> <caption>Data for Travel Bar Chart</caption> <thead> <tr> <th>Options</th> <th>Percentage of Sisters Responding</th> </tr> </thead> <tbody> <tr> <td>a</td> <td>75.00</td> </tr> <tr> <td>b</td> <td>25.00</td> </tr> <tr> <td>c</td> <td>25.00</td> </tr> <tr> <td>d</td> <td>1.00</td> </tr> <tr> <td>e</td> <td>15.00</td> </tr> </tbody> </table>	Options	Percentage of Sisters Responding	a	75.00	b	25.00	c	25.00	d	1.00	e	15.00
Options	Percentage of Sisters Responding												
a	75.00												
b	25.00												
c	25.00												
d	1.00												
e	15.00												

Summary of "Other" Responses n=82

- Most of these responses gave details to clarify the checked responses rather than different information in the open-ended statements.
- Most let someone know as a courtesy, in many cases this is required and the individual is a set contact person who must be notified.
- Longer trips are more likely to require permission rather than just notification. Many required permission if the trip was out of state, most if out of country.
- Those in shared living usually indicate they need to consult with their communities before going.

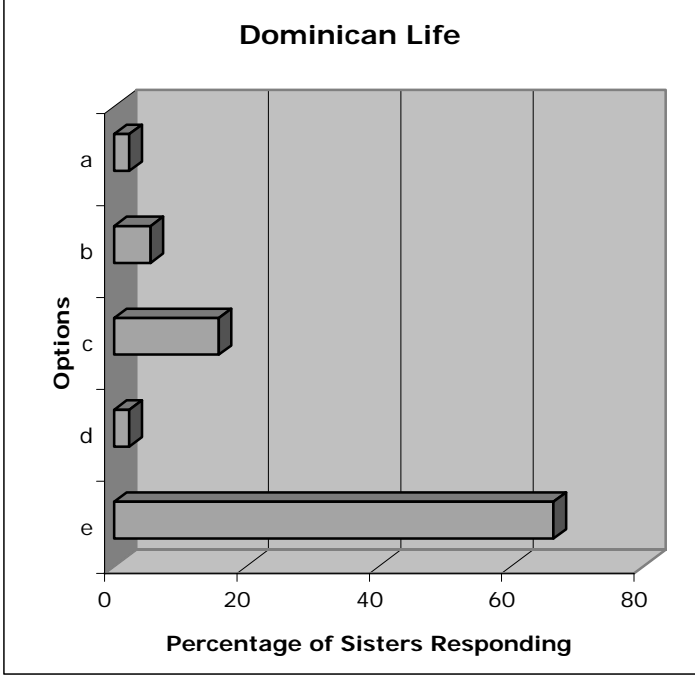
11. Cars

Question and Responses	Results																
<p>My Congregation's policy on cars includes the following:</p> <ul style="list-style-type: none"> a. One sister is responsible for the operation and replacement of cars in consultation with leadership, 342 b. We lease cars, 142 c. Each sister is responsible for her car (maintenance and cleaning), 381 d. Cars are the responsibility of the treasurer, 55 e. Cars are the responsibility of leadership, 76 f. The age of a sister and/or the number of serious accidents a sister is involved in determines whether a sister can drive, 256 g. Other (please specify), 77 <p>Total Respondents, 495 (Skipped this question), 67</p>	 <table border="1"> <caption>Cars</caption> <thead> <tr> <th>Options</th> <th>Percentage of Sisters</th> </tr> </thead> <tbody> <tr> <td>a</td> <td>63</td> </tr> <tr> <td>b</td> <td>28</td> </tr> <tr> <td>c</td> <td>68</td> </tr> <tr> <td>d</td> <td>12</td> </tr> <tr> <td>e</td> <td>15</td> </tr> <tr> <td>f</td> <td>48</td> </tr> <tr> <td>g</td> <td>15</td> </tr> </tbody> </table>	Options	Percentage of Sisters	a	63	b	28	c	68	d	12	e	15	f	48	g	15
Options	Percentage of Sisters																
a	63																
b	28																
c	68																
d	12																
e	15																
f	48																
g	15																

Summary of "Other" Responses n=77

- These responses typically give greater detail than was possible in the checked responses, in particular separating maintenance and operational costs from purchase arrangements.
- Many respondents indicated that their congregation has specific policies and restrictions related age, health, and/or driving records. Some have a set age for ending driving, others evaluate competency in various ways.
- When living at a Motherhouse, there may be more central control of maintenance, may have shared fleets of cars while those living separately usually have maintenance responsibility.
- Most have some individual or team that determines when cars are purchased and that approves major repairs.

12. Dominican Life

Question and Responses	Results												
<p>Study ministry prayer and community are integral parts of each of our Congregations. At this point in time which of these does your Congregation emphasize? Please check only ONE.</p> <p>a. Study 13 b. Prayer 31 c. Ministry 89 d. Community 13 e. They are all equally emphasized 373</p> <p>Total Respondents 519 No response 43</p>	 <table border="1"> <caption>Dominican Life Results</caption> <thead> <tr> <th>Option</th> <th>Percentage of Sisters Responding</th> </tr> </thead> <tbody> <tr> <td>a</td> <td>13</td> </tr> <tr> <td>b</td> <td>31</td> </tr> <tr> <td>c</td> <td>89</td> </tr> <tr> <td>d</td> <td>13</td> </tr> <tr> <td>e</td> <td>373</td> </tr> </tbody> </table>	Option	Percentage of Sisters Responding	a	13	b	31	c	89	d	13	e	373
Option	Percentage of Sisters Responding												
a	13												
b	31												
c	89												
d	13												
e	373												

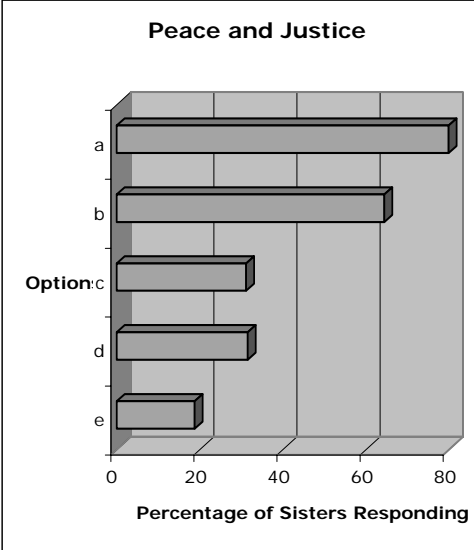
Responses: No option for "Other" in this question.

13. Congregational Identities

Each Congregation has a unique history and identity that endears it to the members and helps to hold them together. As you think about the possible reconfiguration what do you want to preserve about your Congregation's identity?

Please see Qualitative Analysis of Open-Ended Questions

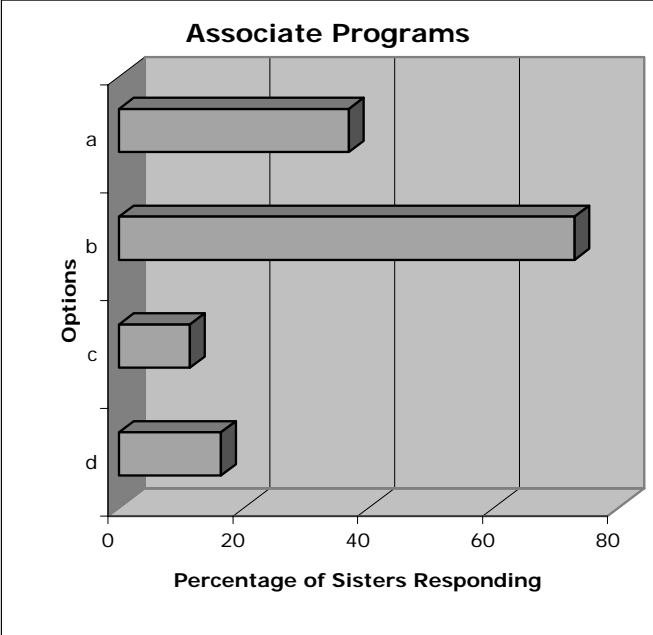
14. Works for Justice and Peace

Question and Responses	Results												
<p>Many Congregations have funds for the needs of the poor and include justice issues as a proper work of the Congregation and all pray for peace. How would you characterize your individual involvement? Please check all that apply:</p> <ul style="list-style-type: none"> a. I pray daily for peace and justice issues, 449 b. I donate from my personal budget, 362 c. My ministry directly involves the poor or marginalized, 175 d. I study the root causes and work for systemic change, 177 e. Other (please specify), 105 <p>Total Respondents: 498 No Responses: 64</p>	 <table border="1"> <caption>Peace and Justice</caption> <thead> <tr> <th>Option</th> <th>Percentage of Sisters Responding</th> </tr> </thead> <tbody> <tr> <td>a</td> <td>80</td> </tr> <tr> <td>b</td> <td>60</td> </tr> <tr> <td>c</td> <td>30</td> </tr> <tr> <td>d</td> <td>30</td> </tr> <tr> <td>e</td> <td>20</td> </tr> </tbody> </table>	Option	Percentage of Sisters Responding	a	80	b	60	c	30	d	30	e	20
Option	Percentage of Sisters Responding												
a	80												
b	60												
c	30												
d	30												
e	20												

Summary of "Other" Responses n=105

- Most respondents were specific about the way they contribute to peace and justice issues. Sisters pray, study, and write letters (40).
- Sisters see education and their participation in local social justice committees as an integral way of working for peace and justice.
- Many sisters raise money for organizations and serve on justice committees within their Congregations.
- Congregations donate to many charities.

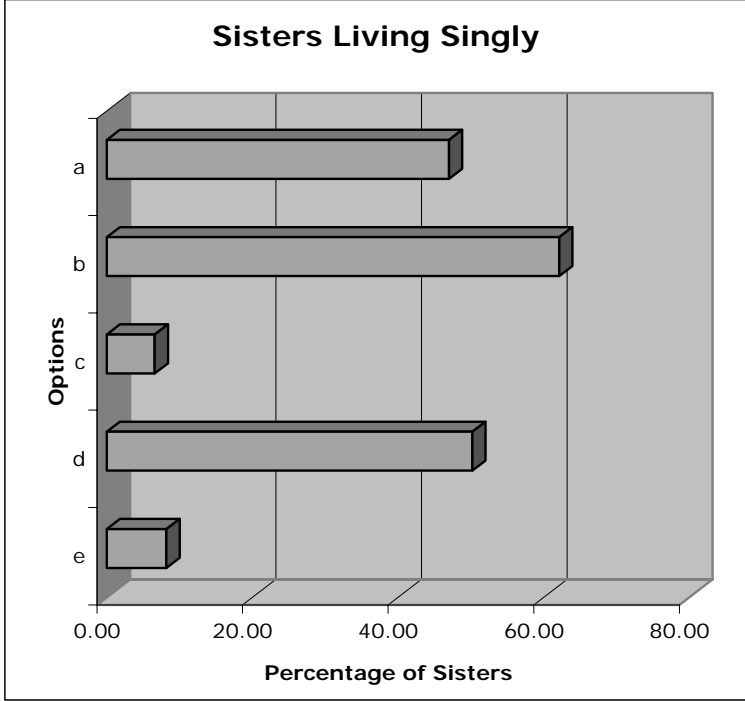
15. Associate Programs

Question and Responses	Results										
<p>Some Congregations have associate programs. What level of involvement best describes the associates in your Congregation? Please check all that apply:</p> <p>a. Integrative: Our associates are an integral part of our Congregation. They share life and mission with us. 207</p> <p>b. Companions: Our associates are companions with us; they are invited to all events and participate. 410</p> <p>c. Separate: Our associates are a separate and distinct group who work independently of our sisters. 64</p> <p>d. Other (please specify) 92</p> <p>Total Respondents 498 (Skipped this question) 64</p>	 <table border="1"> <caption>Associate Programs - Percentage of Sisters Responding</caption> <thead> <tr> <th>Option</th> <th>Percentage of Sisters Responding</th> </tr> </thead> <tbody> <tr> <td>a</td> <td>40</td> </tr> <tr> <td>b</td> <td>75</td> </tr> <tr> <td>c</td> <td>10</td> </tr> <tr> <td>d</td> <td>20</td> </tr> </tbody> </table>	Option	Percentage of Sisters Responding	a	40	b	75	c	10	d	20
Option	Percentage of Sisters Responding										
a	40										
b	75										
c	10										
d	20										

Summary of "Other" Responses n=92

- One Congregation does not have associates.
- Most comments attempted to clarify the relationships that fall between the checked choices.
- Sisters noted that associates are not voting members or are involved with Congregational finances,
- Many associates attend only a few events.
- In cases where the associates are most integrated, there is some discomfort.

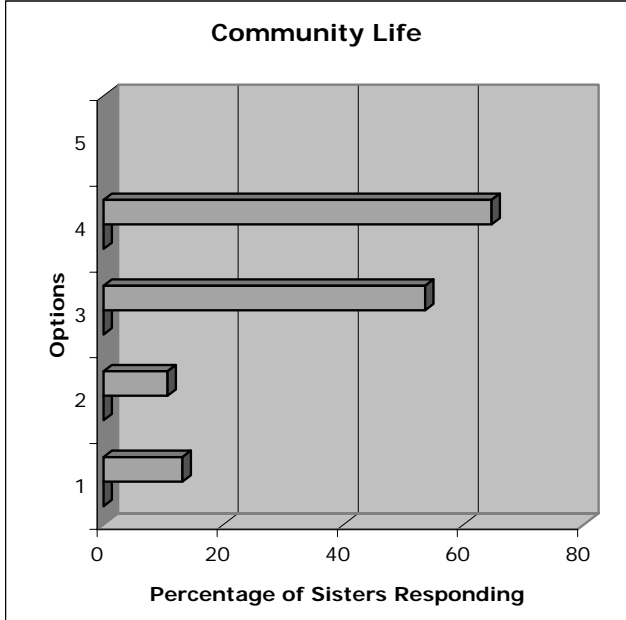
16. Sisters Living Singly

Question and Responses	Results												
<p>Many sisters live singly. What is the frequency within your Congregation of sisters living singly? Please check all that apply.</p> <p>a. Living singly is common. 264</p> <p>b. Some sisters do live singly. Living in community is encouraged whenever possible. 349</p> <p>c. Living singly is rare and carefully considered by leadership in all instances that it occurs 37</p> <p>d. Many sisters' ministries require living singly 282</p> <p>e. Other (please specify) 46</p>	 <p>Sisters Living Singly</p> <table border="1"> <caption>Data for Sisters Living Singly Chart</caption> <thead> <tr> <th>Options</th> <th>Percentage of Sisters</th> </tr> </thead> <tbody> <tr> <td>a</td> <td>50.00</td> </tr> <tr> <td>b</td> <td>65.00</td> </tr> <tr> <td>c</td> <td>10.00</td> </tr> <tr> <td>d</td> <td>55.00</td> </tr> <tr> <td>e</td> <td>10.00</td> </tr> </tbody> </table>	Options	Percentage of Sisters	a	50.00	b	65.00	c	10.00	d	55.00	e	10.00
Options	Percentage of Sisters												
a	50.00												
b	65.00												
c	10.00												
d	55.00												
e	10.00												

Summary of "Other" Responses n=46

- More than most other questions, this one drew a mix of responses that did not simply elaborate on the checked responses. It appears to be an area where there are some strongly held opinions, both positive and negative although there is a smaller number who provided comments.
- Most recognize living in small groups or singly is done for ministry, housing shortages, or other positive reasons; but have a number who see this as related to those who are not able to get along or that living singly significantly hurts community efforts.
- Some encourage community living and living singly is uncommon; in others it is common and usually seen as necessary.
- Many see those living singly as making effort to connect with community.

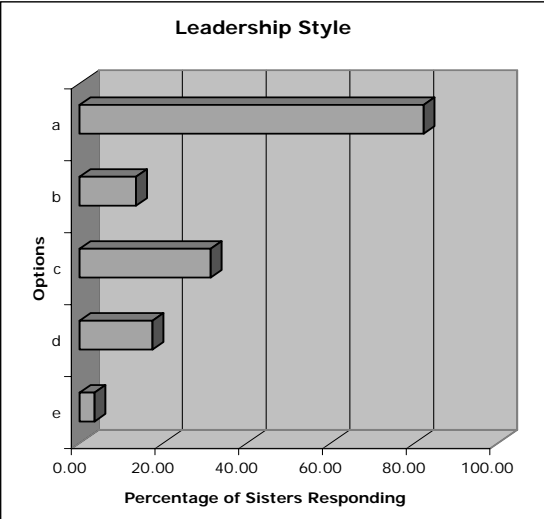
17. Community Life

Question and Responses	Results												
<p>Community is central to our life. How much time is devoted to sustaining healthy living situations in most community/houses or among those living singly? Please check all that apply.</p> <p>a. Intentional efforts are made 363</p> <p>b. Average amount of energy is devoted 301</p> <p>c. Sisters live together, but very little is done together 60</p> <p>d. Other (please specify) 74</p> <p>Total Respondents 499 (skipped this question) 63</p>	 <table border="1"> <caption>Community Life Results</caption> <thead> <tr> <th>Options</th> <th>Percentage of Sisters Responding</th> </tr> </thead> <tbody> <tr> <td>1</td> <td>~15%</td> </tr> <tr> <td>2</td> <td>~15%</td> </tr> <tr> <td>3</td> <td>~55%</td> </tr> <tr> <td>4</td> <td>~65%</td> </tr> <tr> <td>5</td> <td>~5%</td> </tr> </tbody> </table>	Options	Percentage of Sisters Responding	1	~15%	2	~15%	3	~55%	4	~65%	5	~5%
Options	Percentage of Sisters Responding												
1	~15%												
2	~15%												
3	~55%												
4	~65%												
5	~5%												

Summary of "Other" Responses n=74

- Many interpreted this question as being specific to activities done together and issues that impacted a sense of community.
- Aging and health are cited as issues in building a central community, both positive and negative. Aging tends to bring sisters back together in common living but may make common activities harder.
- Most of those living apart try to return periodically for formal gatherings and they see this as important for community health, but frequency varies.
- Local groups mostly work particularly when options to live singly or smaller groups, more focused efforts and activities appear to be needed to ensure community health in larger units living together.
- Much individual discretion in degree of shared activity; varies over time.
- Independence in decisions about frequency of shared activity and timing is valued.

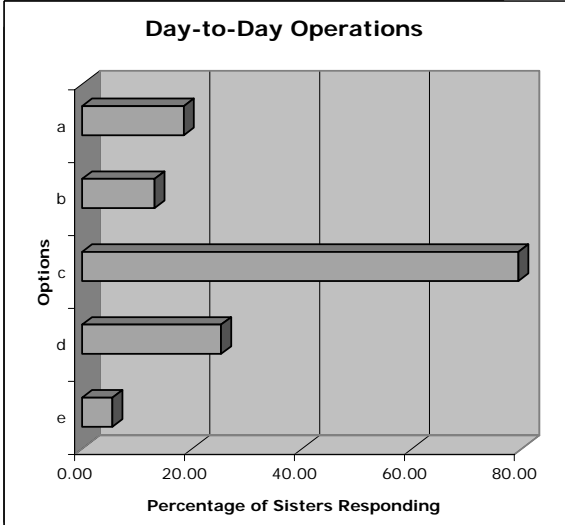
18. Leadership Style

Question and Responses	Results												
<p>What type(s) of leadership style characterize(s) your Congregation's promotion of the mission. Please check all that apply:</p> <ul style="list-style-type: none"> a. Collaborative--between the leadership and with individual sisters 462 b. Structured--with leadership making majority of decisions 76 c. Informal--decisions made on individual basis 176 d. Regional--local autonomy with central oversight 98 e. Other (please specify) 20 <p>Total Respondents 499 (Skipped this question) 63</p>	 <table border="1"> <caption>Leadership Style Results</caption> <thead> <tr> <th>Option</th> <th>Percentage of Sisters Responding</th> </tr> </thead> <tbody> <tr> <td>a</td> <td>92.00</td> </tr> <tr> <td>b</td> <td>15.23</td> </tr> <tr> <td>c</td> <td>35.27</td> </tr> <tr> <td>d</td> <td>19.64</td> </tr> <tr> <td>e</td> <td>4.01</td> </tr> </tbody> </table>	Option	Percentage of Sisters Responding	a	92.00	b	15.23	c	35.27	d	19.64	e	4.01
Option	Percentage of Sisters Responding												
a	92.00												
b	15.23												
c	35.27												
d	19.64												
e	4.01												

Summary of "Other" Comments n=20:

- Most comments mentioned that sister's perception of leadership style depends on the individual and contact personnel.
- Overall, sisters feel that their leadership team works collaboratively with them.
- Where regional, there was not agreement of leadership style.
- A minority of sisters see leadership as rigid; a few think some sisters are less responsive to leadership

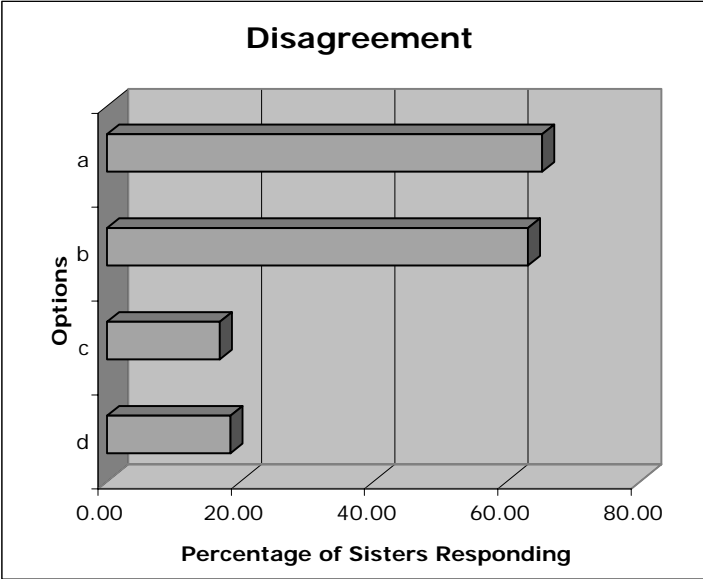
19. Day-to-Day Operations

Question and Responses	Results												
<p>Approval of requests affecting community life and day-to-day operations of local houses are made primarily at which level:</p> <p>a. The Congregational level 104 b. The regional level 74 c. The local level 446 d. The individual level 142 e. Other (please specify) 31</p> <p>Total Respondents 498 (Skipped this question) 64</p>	 <p>The chart displays the following data:</p> <table border="1"> <thead> <tr> <th>Options</th> <th>Percentage of Sisters Responding</th> </tr> </thead> <tbody> <tr> <td>a</td> <td>~16.5%</td> </tr> <tr> <td>b</td> <td>~14.9%</td> </tr> <tr> <td>c</td> <td>~89.1%</td> </tr> <tr> <td>d</td> <td>~28.4%</td> </tr> <tr> <td>e</td> <td>~6.1%</td> </tr> </tbody> </table>	Options	Percentage of Sisters Responding	a	~16.5%	b	~14.9%	c	~89.1%	d	~28.4%	e	~6.1%
Options	Percentage of Sisters Responding												
a	~16.5%												
b	~14.9%												
c	~89.1%												
d	~28.4%												
e	~6.1%												

Summary of "Other" Responses n=31

- This question did not provoke much comment, and the respondents focused on elaborating their checked responses.
- Most see decisions as happening within their localized living space (if alone, much discretion; if with others in small local community).
- A designated contact person common for those outside of motherhouse used in some cases.
- Major issues requiring significant expenses required referral to leadership (capital outlay, emergencies)

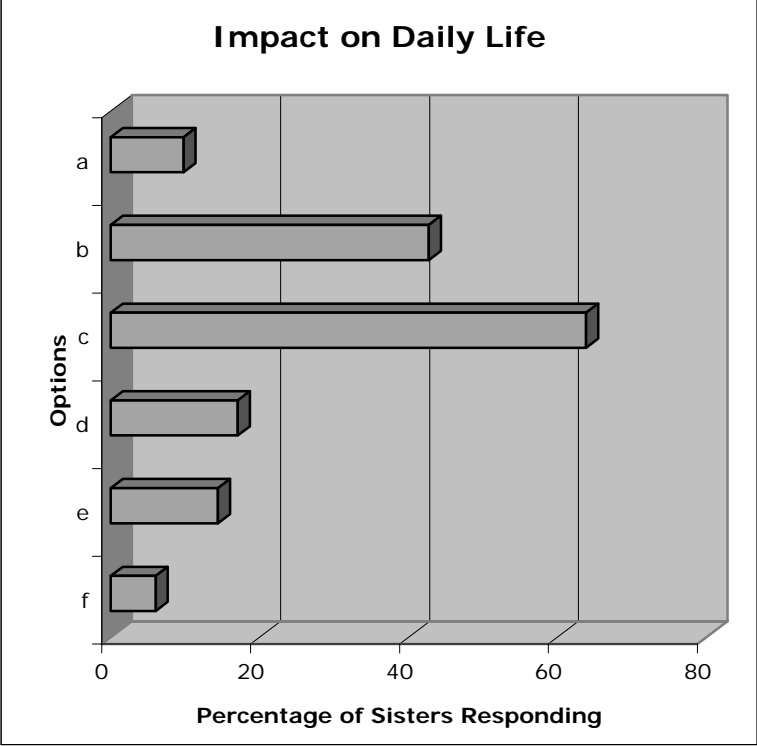
20. Disagreement

Question and Responses	Results										
<p>When sisters do not agree with other sisters or with leadership what action if any is taken? Please check all that apply:</p> <ul style="list-style-type: none"> a. The disagreement is settled between two sisters 367 b. Depending on the type of disagreement, another sister (councilor) may intercede 355 c. A board of reconciliation is utilized, 95 d. Other (please specify), 104 <p>Total Respondents, 486 (Skipped this question), 76</p>	 <table border="1"> <caption>Disagreement Results</caption> <thead> <tr> <th>Option</th> <th>Percentage of Sisters Responding</th> </tr> </thead> <tbody> <tr> <td>a</td> <td>75.00</td> </tr> <tr> <td>b</td> <td>73.00</td> </tr> <tr> <td>c</td> <td>20.00</td> </tr> <tr> <td>d</td> <td>21.00</td> </tr> </tbody> </table>	Option	Percentage of Sisters Responding	a	75.00	b	73.00	c	20.00	d	21.00
Option	Percentage of Sisters Responding										
a	75.00										
b	73.00										
c	20.00										
d	21.00										

Summary of "Other Comments" n=104

- More than other questions, this one drew many open-ended responses so this suggests it is an issue around which there is much concern even when the responses were positive.
- Most answers provide the specific person/board to whom serious disagreements are referred which is different among the various groups. Groups that have boards do not utilize them.
- Solutions vary between an internal process and outside facilitator.
- A small number do not think disagreements get resolved and are concerned that they continue to fester.
- Some do not see that there are any problems; some of these indicate their communities are very small.
- A small minority expressed concerns about how disagreements are resolved when leaders are involved.

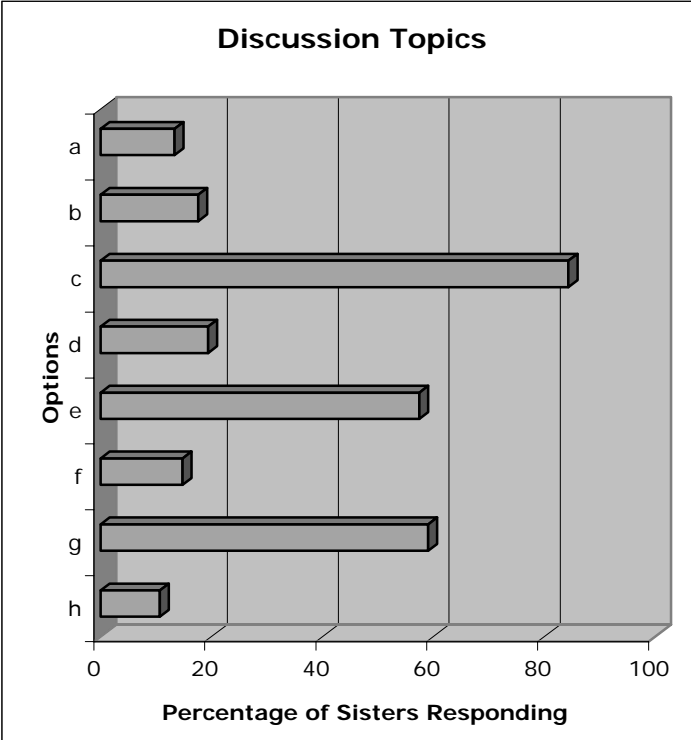
21. Impact on Daily Life

Question and Responses	Results														
<p>Within your own Congregation which component of government has the most direct impact on your daily life? Please check all that apply:</p> <p>Prioress/President level 55 Prioress/President with Leadership Team level 240 Local house level 359 Regional group level 96 Local chapter level 81 Other (please specify) 34</p> <p>Total Respondents 499 (skipped this question) 63</p>	 <p>Impact on Daily Life</p> <table border="1"> <caption>Data for Impact on Daily Life Chart</caption> <thead> <tr> <th>Options</th> <th>Percentage of Sisters Responding</th> </tr> </thead> <tbody> <tr> <td>a</td> <td>~10%</td> </tr> <tr> <td>b</td> <td>~45%</td> </tr> <tr> <td>c</td> <td>~65%</td> </tr> <tr> <td>d</td> <td>~20%</td> </tr> <tr> <td>e</td> <td>~15%</td> </tr> <tr> <td>f</td> <td>~5%</td> </tr> </tbody> </table>	Options	Percentage of Sisters Responding	a	~10%	b	~45%	c	~65%	d	~20%	e	~15%	f	~5%
Options	Percentage of Sisters Responding														
a	~10%														
b	~45%														
c	~65%														
d	~20%														
e	~15%														
f	~5%														

Summary of "Other" Responses: Other n=34

- Most responses are small elaborations on answers given in checked responses.
- Many living singly or in very small community (2-3) don't think it applies to them, as daily life is locally determined.

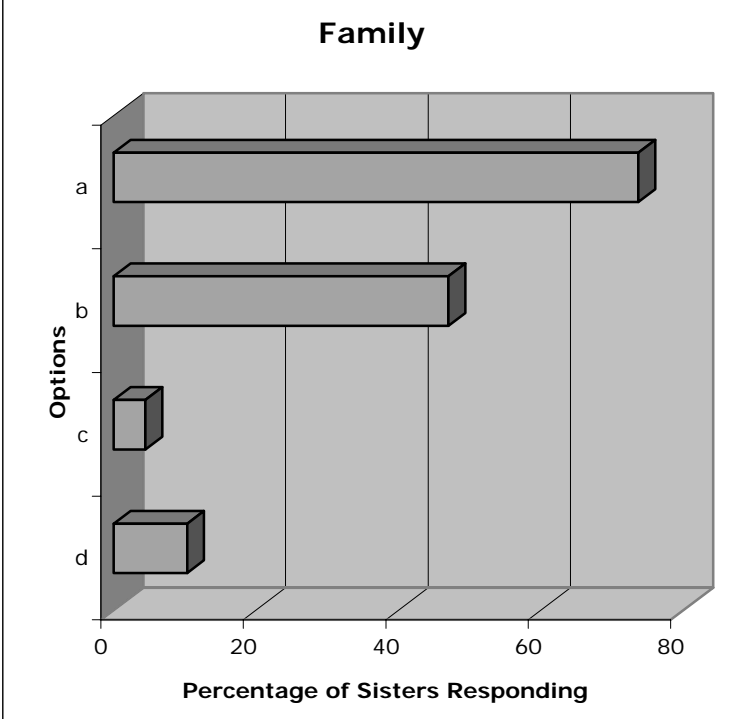
22. Discussion Items

Question and Responses	Results																		
<p>At this time in your Congregation what THREE issues are discussed the most?</p> <p>a. Motherhouse/ physical plant renovations 75</p> <p>b. Proper works of the Congregation 99</p> <p>c. Cluster 474</p> <p>d. Role of Religious in the World 109</p> <p>e. Aging and Retirement 323</p> <p>f. Illness 83</p> <p>g. Peace and Justice Issues 332</p> <p>h. Other (please specify) 60</p> <p>Total Respondents 505 (Skipped this question) 57</p>	 <table border="1"> <caption>Discussion Topics</caption> <thead> <tr> <th>Option</th> <th>Percentage of Sisters Responding</th> </tr> </thead> <tbody> <tr> <td>a</td> <td>15</td> </tr> <tr> <td>b</td> <td>20</td> </tr> <tr> <td>c</td> <td>85</td> </tr> <tr> <td>d</td> <td>22</td> </tr> <tr> <td>e</td> <td>60</td> </tr> <tr> <td>f</td> <td>18</td> </tr> <tr> <td>g</td> <td>62</td> </tr> <tr> <td>h</td> <td>12</td> </tr> </tbody> </table>	Option	Percentage of Sisters Responding	a	15	b	20	c	85	d	22	e	60	f	18	g	62	h	12
Option	Percentage of Sisters Responding																		
a	15																		
b	20																		
c	85																		
d	22																		
e	60																		
f	18																		
g	62																		
h	12																		

Summary of "Other" Responses: n=60

- Responses either add an area (none mentioned more than a few time, but some repeated several times including finance and peace/justice/environment and new members.
- Others elaborated on checked responses.

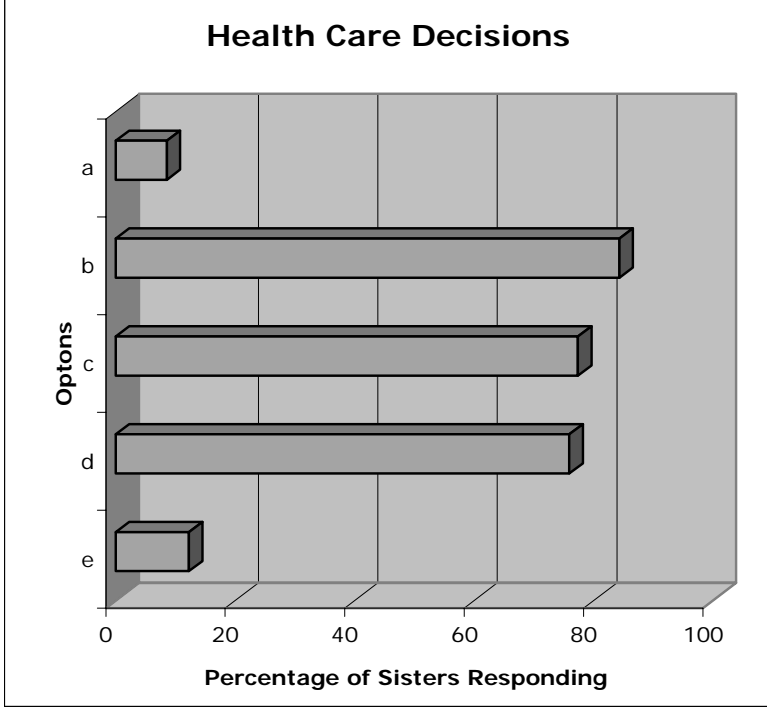
23. Family

Question and Responses	Results										
<p>Please check all that apply. For many of the sisters the relationship with family remains a strong bond. Do you feel family commitments are:</p> <ul style="list-style-type: none"> a. Encouraged and commonly an area in which sisters spend time, 414 b. A focus primarily when there is a family crisis 264 c. Primarily not a part of a sister's activities 25 d. Other (please specify) 58 <p>Total Respondents, 502 (Skipped this question), 60</p>	 <table border="1"> <caption>Family Commitment Results</caption> <thead> <tr> <th>Options</th> <th>Percentage of Sisters Responding</th> </tr> </thead> <tbody> <tr> <td>a</td> <td>83%</td> </tr> <tr> <td>b</td> <td>53%</td> </tr> <tr> <td>c</td> <td>5%</td> </tr> <tr> <td>d</td> <td>12%</td> </tr> </tbody> </table>	Options	Percentage of Sisters Responding	a	83%	b	53%	c	5%	d	12%
Options	Percentage of Sisters Responding										
a	83%										
b	53%										
c	5%										
d	12%										

Summary of "Other" Responses: n=58

- Many note depends with most common response noting issue of geographic proximity
- Many feel encouraged to maintain family bonds or personal decision.
- Some have less contact. Some only if family problems may become care giver.
- As more sisters age, it is less of an issue for some groups.
- Have a number who see relationships as taking sisters away from community; see some sisters as "clinging" to family.

24. Health Care Decisions

Question and Responses	Results												
<p>Please check all that apply. Each Congregation has policies for health care. Which statements describe how you perceive your situation:</p> <ul style="list-style-type: none"> a. Others make health care decisions for sisters 48 b. I will be a part of the decision process with leadership and health care professionals 474 c. The quality of care from our sisters and for our sisters is exceptional 435 d. We are required to sign advanced directives and living wills 427 e. Other (please specify) 69 <p>Total Respondents 506 (Skipped this question) 56</p>	 <p>Health Care Decisions</p> <table border="1"> <caption>Data for Health Care Decisions Chart</caption> <thead> <tr> <th>Option</th> <th>Percentage of Sisters Responding</th> </tr> </thead> <tbody> <tr> <td>a</td> <td>10</td> </tr> <tr> <td>b</td> <td>93</td> </tr> <tr> <td>c</td> <td>86</td> </tr> <tr> <td>d</td> <td>81</td> </tr> <tr> <td>e</td> <td>14</td> </tr> </tbody> </table>	Option	Percentage of Sisters Responding	a	10	b	93	c	86	d	81	e	14
Option	Percentage of Sisters Responding												
a	10												
b	93												
c	86												
d	81												
e	14												

Summary of "Other" Responses: Other n=69

- Most elaborated on the checked response noting whether they were encouraged or required to have signed documents to cover choices.
- Most feel they have say unless too ill.
- A few are concerned about health care costs for community.

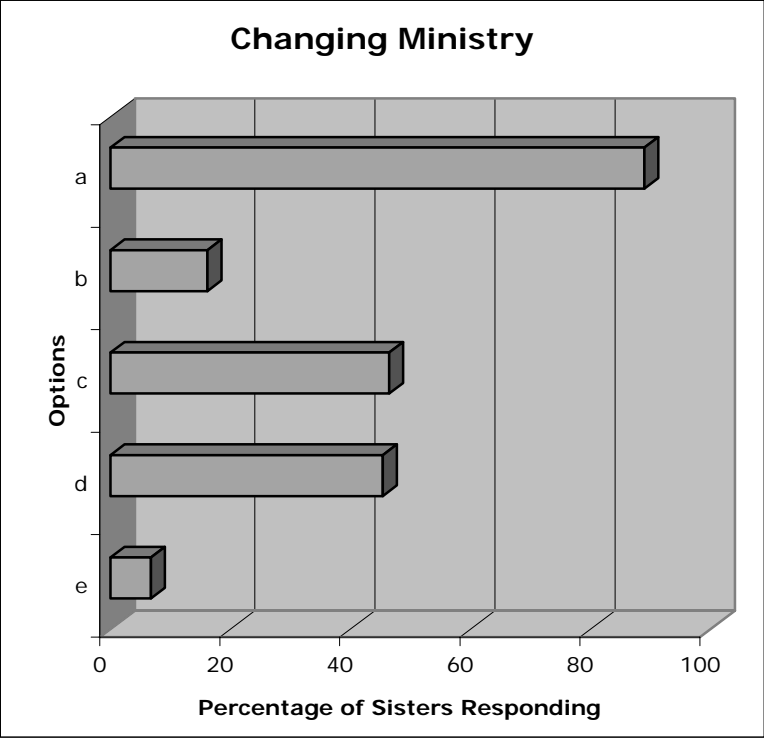
25. Retirement

Question and Responses	Results										
<p>Each Congregation has policies for retirement. Which statements describe how you perceive your situation:</p> <ul style="list-style-type: none"> a. Retirement means changing ministry--to less demanding schedules 471 b. Retirement means a ministry of prayer and presence 394 c. Decisions could be made for me 125 d. Other (please specify) 74 <p>Total Respondents 506 (Skipped this question) 56</p>	<div data-bbox="703 449 1461 884" style="border: 1px solid black; padding: 10px;"> <p style="text-align: center;">Retirement</p> <table border="1" style="margin-left: auto; margin-right: auto;"> <caption>Data for Retirement Chart</caption> <thead> <tr> <th>Options</th> <th>Percentage of Sisters Responding</th> </tr> </thead> <tbody> <tr> <td>a</td> <td>85</td> </tr> <tr> <td>b</td> <td>75</td> </tr> <tr> <td>c</td> <td>25</td> </tr> <tr> <td>d</td> <td>15</td> </tr> </tbody> </table> </div>	Options	Percentage of Sisters Responding	a	85	b	75	c	25	d	15
Options	Percentage of Sisters Responding										
a	85										
b	75										
c	25										
d	15										

Summary of "Other" Responses: n=74

- Predominantly note decision made in consultation with leadership based on health, ability to maintain more active work.
- Most feel encouraged to less active but still contributing ministry.
- Hints that some feel they are encouraged to continue work beyond their own choice.

26. Changing Ministry

Question and Responses	Results												
<p>Changing Ministry is:</p> <ul style="list-style-type: none"> a. Initiated by the individual--requires the consent of appropriate leadership person/council 500 b. At times is mandated by leadership without the consent of the individual sister 91 c. A sister is encouraged to have another ministry or program in place before she can change 261 d. Initiated by the Congregation--the sister is free to decline 255 e. Other (please specify) 38 <p>Total Respondents 499 (Skipped this question) 63</p>	 <p>Changing Ministry</p> <table border="1"> <caption>Data for Changing Ministry Bar Chart</caption> <thead> <tr> <th>Options</th> <th>Percentage of Sisters Responding</th> </tr> </thead> <tbody> <tr> <td>a</td> <td>90</td> </tr> <tr> <td>b</td> <td>20</td> </tr> <tr> <td>c</td> <td>50</td> </tr> <tr> <td>d</td> <td>50</td> </tr> <tr> <td>e</td> <td>8</td> </tr> </tbody> </table>	Options	Percentage of Sisters Responding	a	90	b	20	c	50	d	50	e	8
Options	Percentage of Sisters Responding												
a	90												
b	20												
c	50												
d	50												
e	8												

Summary of "Other" Responses n=38:

- Most responses see variations in this category.
- Many indicate it can be determined/strongly encouraged by leadership or the congregation when circumstances require, but few suggest this is detrimental.

27. Personal Choice


Questions and Responses	Results																				
<p>In which areas of Congregational life do you feel you have a personal choice/initiative?</p> <ul style="list-style-type: none"> a. Health Care 476 b. Ministry 480 c. Study 436 d. Living situation 452 e. Finances 352 f. Sabbatical 364 g. Vacation 477 h. Burial 335 i. Other (please specify) 59 <p>Total Respondents 504 (Skipped this question) 58</p>	<div data-bbox="706 420 1469 1176" style="border: 1px solid black; padding: 10px;"> <p style="text-align: center;">Personal Choice</p> <table border="1" style="margin-top: 10px;"> <caption>Data for Personal Choice Chart</caption> <thead> <tr> <th>Option</th> <th>Percentage of Sisters Responding</th> </tr> </thead> <tbody> <tr><td>a</td><td>88</td></tr> <tr><td>b</td><td>88</td></tr> <tr><td>c</td><td>80</td></tr> <tr><td>d</td><td>82</td></tr> <tr><td>e</td><td>65</td></tr> <tr><td>f</td><td>68</td></tr> <tr><td>g</td><td>88</td></tr> <tr><td>h</td><td>65</td></tr> <tr><td>i</td><td>12</td></tr> </tbody> </table> </div>	Option	Percentage of Sisters Responding	a	88	b	88	c	80	d	82	e	65	f	68	g	88	h	65	i	12
Option	Percentage of Sisters Responding																				
a	88																				
b	88																				
c	80																				
d	82																				
e	65																				
f	68																				
g	88																				
h	65																				
i	12																				

Summary of “Other” Responses: n=59

- Most elaborate on answers. Generally agree they have some choices but not all—especially in terms of sabbaticals. No single theme or major concerns here.

28. What are the reasons you entered your particular Congregation? Have your reasons changed? Explain. Please see qualitative analysis of open-ended questions.

29. Vocations

Question and Responses	Results														
<p>Each Congregation has extensive documentation on formation. What is done in your Congregation to invite new members?</p> <p>a. We have a vocation/welcoming team 390</p> <p>b. Some sisters are involved in vocation work besides the director/team 365</p> <p>c. Sisters pray daily for vocations 459</p> <p>d. There are many opportunities to invite women 230</p> <p>e. Every sister promotes vocation awareness to the extent she can 381</p> <p>f. Other (please specify) 57</p> <p>Total Respondents 505 (Skipped this question) 57</p>	 <table border="1"> <caption>Vocations</caption> <thead> <tr> <th>Option</th> <th>Percentage of Sisters Responding</th> </tr> </thead> <tbody> <tr> <td>a</td> <td>72</td> </tr> <tr> <td>b</td> <td>68</td> </tr> <tr> <td>c</td> <td>85</td> </tr> <tr> <td>d</td> <td>44</td> </tr> <tr> <td>e</td> <td>70</td> </tr> <tr> <td>f</td> <td>11</td> </tr> </tbody> </table>	Option	Percentage of Sisters Responding	a	72	b	68	c	85	d	44	e	70	f	11
Option	Percentage of Sisters Responding														
a	72														
b	68														
c	85														
d	44														
e	70														
f	11														

Summary of "Other" Responses: N=57.

- Some mention vocation team or director who deals with this, and note specific positive efforts.
- Some think not enough attention is given to vocations with mixed reasons why.
- Some use prayer or example to promote.
- A few question whether it is time to let the issue go.

Qualitative Analysis

13. Each Congregation has a unique history and identity that endears it to the members and helps to hold them together. As you think about the possible reconfiguration what do you want to preserve about your Congregation's identity?

28. What are the reasons you entered your particular Congregation? Have your reasons changed? Explain. Please see qualitative open-ended questions.

30. What excites you the most about reconfiguration in terms of how it relates to your lived experience?

Total Respondents 449

(Skipped this question) 113

31. What concerns you the most about reconfiguration in terms of how it relates to your lived experience?

Total Respondents 449

(Skipped this question) 113

12. Analysis of Congregational Identities

Each Congregation has a unique history and identity that endears it to the members and helps to hold them together. As you think about the possible reconfiguration what do you want to preserve about your Congregation's identity?

Differences by congregational grouping

Answers to this question separate by Congregation. Sisters mention their Congregation's heritage, distinct ministry, or religious devotion as parts of their identity that they do not want to lose. Statements often indicate a definitiveness and passion. Sisters speak of their roots and loyalty to Congregational identities.

- Akron mentioned a variety of qualities that they wish to preserve. The Holy Preaching and study were the most often cited by Akron sisters. Although one sister mentioned the Congregation's German roots, most wanted to remember the deceased sisters and their willingness to take risks.
- Columbus sisters are clear and proud of their American roots and the pioneer spirit of the sisters who began their Congregation. Many sisters mentioned their love of their Congregation during their 175th anniversary. Among the most cited qualities mentioned were joy, hospitality, and independence.
- Great Bend sisters express a love of their rural heritage. There is a strong sense of community fostered by annual days of celebration, study, and prayer. Sisters value and want to keep a spirit of hospitality, joy, simplicity, and prayer. Many sisters mention music as a gift that Great Bend Dominicans give to others.
- Kentucky sisters want to preserve their pioneering spirit and the heritage of being the first Dominican Congregation in America. Risk-taking, independence, democratic ideals, and maturity are all integral to the Kentucky charism.
- Eucharistic Missionaries are unanimous in their devotion and reverence to the Eucharist. They also have a deep sense of mission and their unique attention to the needs of all people. They cite openness and flexibility to the needs of poor.
- St. Marys, New Orleans mentions warm Southern hospitality with closeness to their sisters. Although two sisters cited their Irish heritage, most have commented on the strong bonds within the Congregation. There is a real sense of care, concern, and graciousness in almost all of the comments.
- Oxford Sisters hold their Slovak roots sacred. Because of this sense of history, sisters want to keep their traditions at Christmas, prayer, Eucharist, and community gatherings.

28. Reasons Why You Entered Religious Life

Responses to this question were inspiring. Sisters explained not only who was responsible for their call to religious life, but also what qualities attracted them. Dominicans taught approximately 100 sisters or had Dominicans in their parish.

Sisters were attracted to the prayerfulness and joyfulness of the sisters (274). These two qualities more than any others appeared throughout all of the responses.

Over half of the sisters expressed that they felt a call to deepen their love of God and serve others. Many sisters always wanted to be teachers and found support through religious life.

- Of the sisters who answered the second part of the question “No,” (Have your reasons changed) their explanations noted that their fervor and love of God has remained constant. (Most of the respondents answered “No.”)
- Of the sisters who answered the second part of the questions “Yes,” their explanations included a maturation process and a sense of gratitude for their vocation.

30. Excitement about Reconfiguration

Although a large number (178) of sisters stated that they were not excited about reconfiguration, the majority of Sisters (271) were positive about reconfiguration and gave three explanations:

- More opportunities for ministry. Sisters wrote they believed more sisters would be: “freed” for ministry with fewer needed for administration/leadership. Sisters believe reconfiguration will help them to serve the needs of others in a more intentional way. With more sisters united, the voice of Dominican sisters will be stronger.
- The revitalization of religious life with more diverse members. Sisters mentioned that meeting and working with others energized them. They have discovered new life when they met others and found both diversity and similarities.
- Although some may have reservations, they believe it is the only way for the future of religious life to continue. There is excitement about being around for something new.

It is interesting to note that few sisters were indifferent. That is, either they were excited about how reconfiguration will change their lives or they were not. Just a few sisters wanted more information.

31. Analysis of Concerns about Reconfiguration

Differences by age grouping

The oldest respondents consistently mention age in multiple ways as a concern. This may be their own **age** and ability to adapt, the demands that reconfiguration may make on younger members by increasing the number of elderly, and a fatalism that they won't live to see any changes anyway.

- Of 75 respondents over 80, 11 indicated they were positive or optimistic about the reconfiguration, 13 are unsure or are waiting to see.
- 15 have concerns related to their personal situations, particularly having to move or ability to adjust to changes.

Loss of **identity** for the congregation they joined and fear of being uprooted in their last years is a critical issue for the elderly. It should be noted that many respondents in the question about choosing their congregations noted that they researched other communities, and for multiple reasons, sisters made very explicit choices based on what they saw as the size, personalities, missions, and location. This is echoed in the responses about the unique qualities of one's congregation. Beyond the concerns about being moved personally late in life, these respondents noted that they are comfortable with the members of their communities and continuity among colleagues is important. Even if they aren't moved themselves, they do not want to see younger members leave or giving up the missions that are the core of their houses. The group that is known provides a level of security and certainty for the older members and ensures that daily life is familiar and expected.

- Of 75 respondents over 80, 18 mentioned the issue of loss of congregational identity.
- 21 mentioned issues of group bonding, concerns over losing younger members, and related concerns about how their group would be continued.

For the younger respondents (those under 60), the most common concerns listed are the amount of **effort** that will be required. This is sometimes linked to issues including less connection to leaders who are not local, the distances must be traveled to connect, the potential loss of small congregations, which are tightly integrated, and the impact all these will have on mission. The question is raised by more than one about the ability of individuals or houses to do the work they are committed to if the reconfiguration pulls them away for meetings and planning.

- Of the 52 respondents under 60 on this question, 13 explicitly mentioned effort and mission concerns.
- The next most common concern is that governance will be too distant to make informed decisions about daily life and ministries.